



# Dynamix Music 1-Click Downloader Security Concerns, Messages & Actions

When using Internet Explorer or Windows 8 and 10, you can encounter warning messages when trying to download or run the Dynamix 1-Click Downloader file. You may get warnings stating that the file "*is not commonly downloaded and could harm your computer*" or that "*running this program might put your PC at risk*". Why does this happen, what does it mean and what are the options you have? The following details will answer these questions, however if you prefer, you can use the Manual Download Method located on your Active Downloads page or contact us for technical assistance at 1-800-843-6499, M-F 9AM-5PM EST.

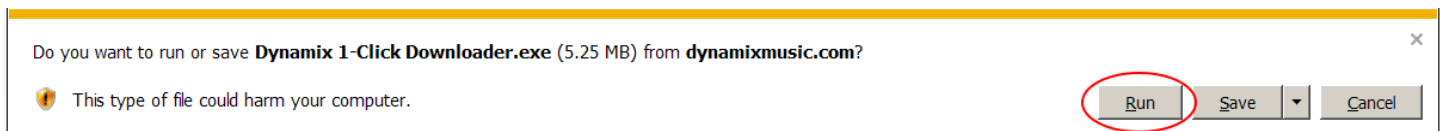
## Why does this happen and what is the SmartScreen Filter?

This feature was introduced with *Internet Explorer 8* to improve security. If a file you are about to download is generally downloaded by a reasonably large number of people and considered to be safe, it lets you download it without any problems or warnings. If a file has not been downloaded before by others or, it was downloaded by a very small number of people, then it warns that it might not be a safe choice. Also, *SmartScreen Filter* checks websites you visit against a continuously updated list of reported phishing sites and malicious software sites. If it finds a match, it shows a warning, notifying that the site has been blocked for your safety. The same with malicious files downloaded from the Internet. This can be annoying, when downloading less popular files, but it can keep you safe when viruses or other forms of malware are trying to get themselves downloaded on your computer.

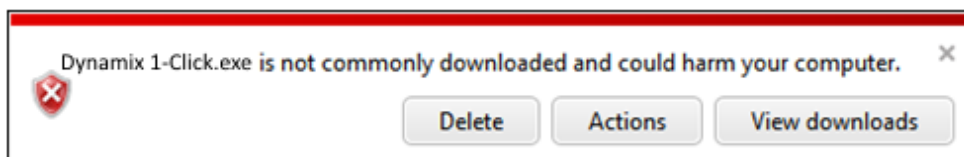
## How to Download Files & Bypass the SmartScreen Filter?

*Internet Explorer* may block you from downloading the Dynamix 1-Click Downloader, which is a legitimate file that doesn't harm your computer. What do you do, if you really want to download and use the file?

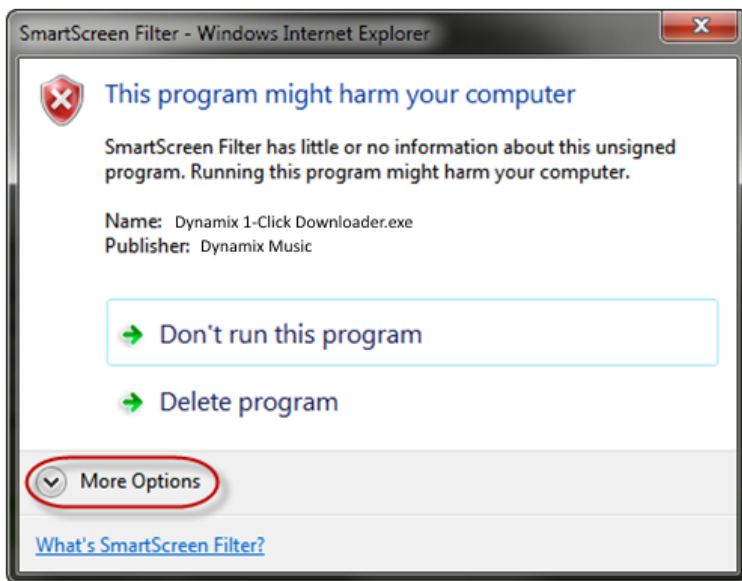
If you see this screen, click on run to proceed with installing the Dynamix 1-Click Downloader



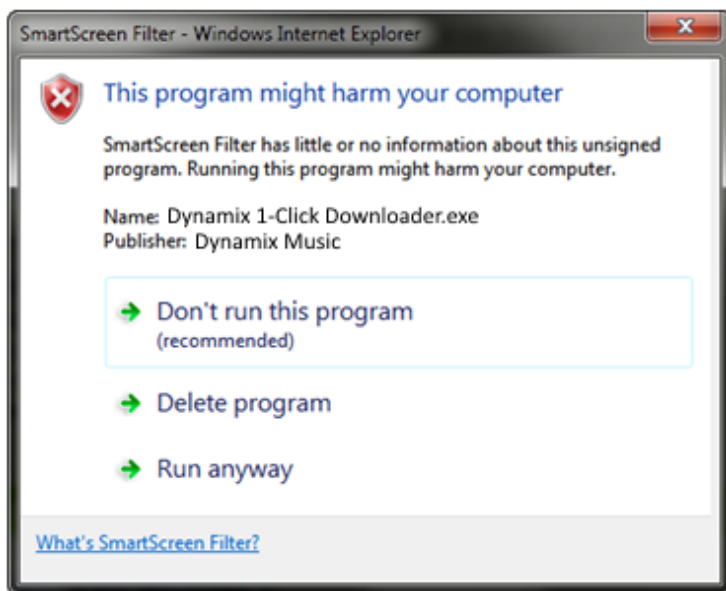
If you see this screen, first click on the *Actions* button.



This takes you to a window called *SmartScreen Filter*. Now click on *More Options*



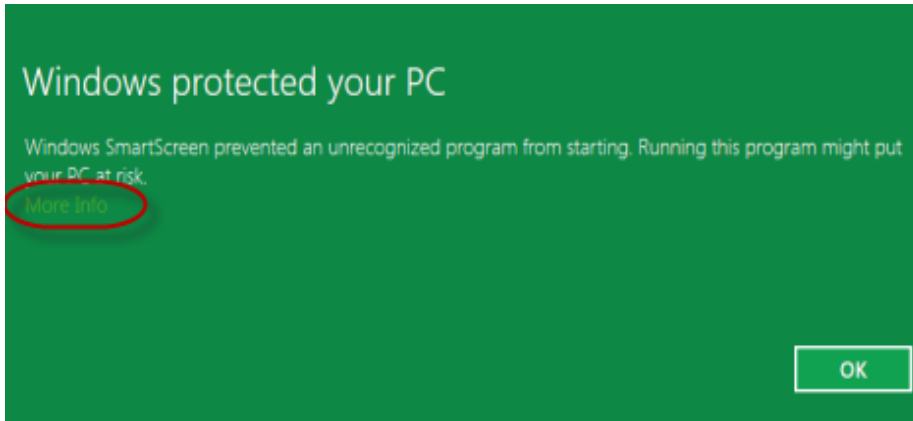
Now the *SmartScreen Filter* finally gives you the option to run the file you want downloaded. Click on *Run Anyway* to proceed.



# How to Run Files & Bypass the SmartScreen Filter?

If you are using Windows 8 or 10, how do you convince *Windows Explorer* to run a file you know it is legitimate and not harming to your computer?

Below the text of the warning, there is a link called "*More Info*". Click on it.



You are now shown a bit of info about the file you are about to run, which will display Dynamix Music as the publisher and 1-Click Downloader as the name of the program. Plus, you get the *Run Anyway* button. Click on it and the file will now run.

